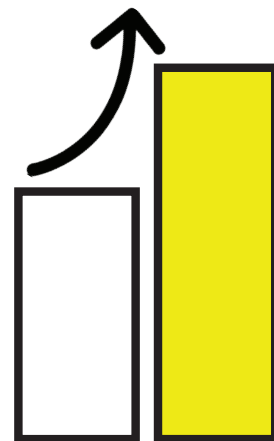


# THE HIGH CO\$T OF VOTER ID in **WAKE COUNTY**

Recent analysis\* of the proposed Voter Restriction Amendment, requiring photo identification to vote, reveals the proposal's high financial and human costs to Wake County.


In 2015, African-Americans made up **21%** of registered voters in Wake County, but **39%** of registered voters without photo ID.



The average cost for a voter in Wake County to get a photo ID is **\$76-\$105**.



→  That translates to **4.0-5.5 hours** of work for a median wage employee in the county.




The estimated total cost for voters in Wake County to acquire photo ID is between **\$1.3-\$1.7 million**.

# THE HIGH COSTS OF THE PROPOSED 2018 VOTER RESTRICTION AMENDMENT

In North Carolina, there are six constitutional amendments on the November ballot, including whether voters in the state should be required to show a photo identification to vote in person.

The proposed amendment did not receive an official fiscal note - the bill's "price tag" — but a report ([demnc.co/btcreport](http://demnc.co/btcreport)) by the NC Justice Center's Budget and Tax Center provides preliminary estimates of those costs to state and local governments and, thus, to all taxpayers, as well as the specific costs to individuals who currently do not have identification.



## Impact on Individuals

- There are **more than 200,000 North Carolinians who are currently estimated to not have acceptable identification** that would be required to vote in future elections.
- Those who are unlikely to have identification are **disproportionately people of color and women**. Some 36 percent of the voters without identification statewide are Black even though Black people are 22 percent of all voters, and women represent 57 percent of those without identification but are 54 percent of all voters in the state.
- A preliminary and conservative analysis of the North Carolina context suggests that **the cost to an individual could range from \$86 to \$115**, which considers travel costs and time, fees for acquiring a supporting document only and wait times at Department of Motor Vehicles' offices.
- However, the costs could be **higher for those working in low-wage industries**, who might also lose out on more wages; **and for rural voters** whose travel expenses could be even costlier than estimated.
- A preliminary estimate of **costs to total North Carolinians without identifications is between \$18.9 million and \$25.2 million**.

## Universal and Potential Costs

- The conservative estimated cost to hire more workers at election sites and the Department of Motor Vehicles, conduct voter education and outreach, and support provisional voting operations and processing at a higher level in **100 counties is \$9 million**.
- Additional costs to taxpayers could include litigation expenses associated with challenges to the change in the Constitution given that the legislature will have to clarify the current ballot language in order to implement. **Litigation expenses were conservatively estimated at \$3 million** despite the litigation surrounding the illegal 2013 legislative proposal to require photo identification has cost the state at least \$11 million to date.

## How Else Could the Money Be Spent?

- Directing \$12 million in taxpayer dollars to erect barriers to voting that are unnecessary could instead be used to make progress on these priorities of North Carolinians:
  1. Fund disaster preparedness and relief efforts;
  2. Fund 1,400 pre-Kindergarten slots to prepare each child for school; and
  3. Provide 14,000 meals to seniors in their homes so that they can stay in their communities.

<sup>1</sup> Another proposed amendment would see the cap on income tax rates reduced from 10 percent to 7 percent, which would further reduce state revenue and strain the state budget, making funding of these priorities even harder ([demnc.co/incometax](http://demnc.co/incometax)).