# Local Democracy Profile - **Jackson County**

As of June 2018, Jackson County had over **28,400 registered voters**, making up about **0.4% of all registered voters in North Carolina.**

## Voters by Race & Ethnicity

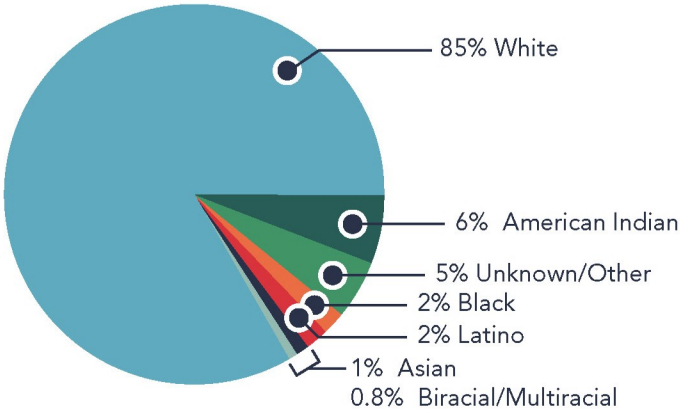


Most registered voters in Jackson County are white, while 6% are American Indian.

## Voters by Party

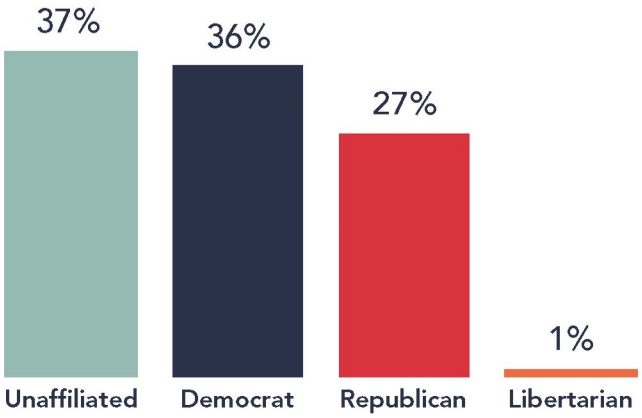


A growing share of Jackson voters, 37%, are not affiliated with any political party, up from 35% in 2014 and 29% in 2010.

## How Did Jackson County Vote in 2016?

In 2016, 65% of all registered Jackson voters cast ballots – compared to 69% statewide. The majority of 2016 voters in Jackson County, **67%**, used Early Voting to cast their ballots.

## 2016 Early Voters

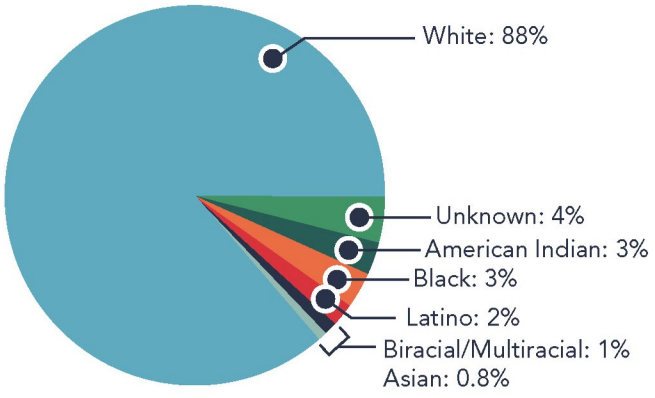


**Early Voting:** Early voting was especially important for black voters, Biracial or Multiracial voters, and Latino voters in Jackson County, 84%, 81%, and 76% of whom, respectively, voted early.

## 2016 Voting Methods

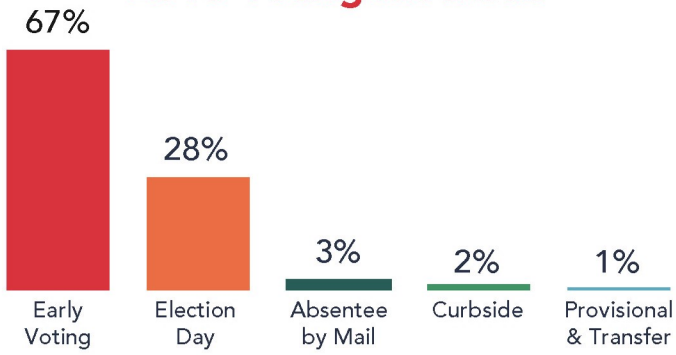


**Absentee Mail-In Voting:** White voters disproportionately used mail-in absentee voting. In the 2016 General, white voters made up 88% of the electorate, but cast 97% of the mail-in absentee ballots. Contrary to common misconception, mail-in absentee ballots are counted. In 2016, 88% of the ballots requested were returned (632 of 722), and 88% of the ballots that were returned by voters were counted (553 of 632). The remaining returned ballots were filled out incorrectly or returned too late.

**Provisional Voting:** In 2016, of the 367 provisional ballots cast in Jackson, 132 ballots, or 36% counted in whole or in part. Most of the provisional ballots that were not counted were cast because the poll worker could not find the voter's record of registration—but even when provisional ballots do not count, they can register a voter for the next election. Provisional voting was especially important for American Indian voters, who made up 4% of 2016 Jackson voters, but 11% of provisional voters.

| Reason for Provisional Ballot | # of Votes Cast | # of Votes Counted | % of Votes Counted |
|---|---|---|---|
| Voted During Extended Hours | 10 | 10 | 100% |
| Incorrect Precinct | 47 | 40 | 85% |
| Voter Already Voted | 5 | 4 | 80% |
| Unrecognized Address | 9 | 7 | 78% |
| Previously Removed | 46 | 29 | 63% |
| Jurisdiction Dispute | 2 | 1 | 50% |
| Unreported Move | 13 | 4 | 31% |
| No Record of Registration | 235 | 37 | 16% |

**Provisional Votes, White**

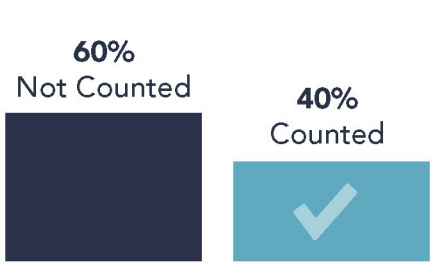


**Provisional Votes, American Indian**

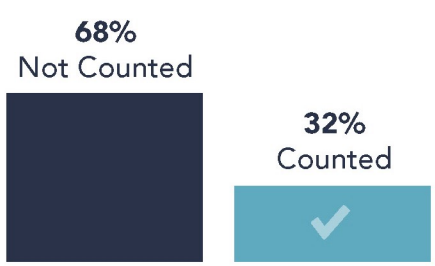


**Provisional Votes, Black**

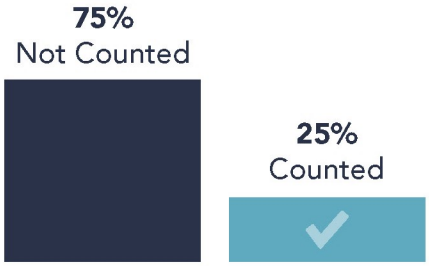


## What's on the Ballot in 2018?

Jackson County will have important elections up and down the ballot in 2018, from Congress to the General Assembly to the school board. Here are some of the races that Jackson voters will see on this year's ballot:

- US House of Representatives
- State Supreme Court
- State House of Representatives
- State Senate
- Clerk of Superior Court
- Register of Deeds
- County Board of Education
- District Attorney
- County Commissioner
- Sheriff

To learn more about elections in Jackson County, voters can contact the Jackson County Board of Elections at JACKSON.boe@ncsbe.gov or 828-586-7538.

*The analysis above is based on resources obtained from the North Carolina State Board of Elections and Ethics Enforcement. More information is available at www.ncsbe.gov or upon request to info@democracync.org.*

*Please note that since race is categorized separately from ethnicity, percentages of voters by race and ethnicity may not add up to 100%.*

democracy NORTH CAROLINA
*Of, by and for the people*

**democracync.org**
1-888-OUR-VOTE