Local Democracy Profile - **Greene County**

As of June 2018, Greene County had over **11,400 registered voters**, making up about **0.2% of all registered voters in North Carolina.**

Voters by Race & Ethnicity

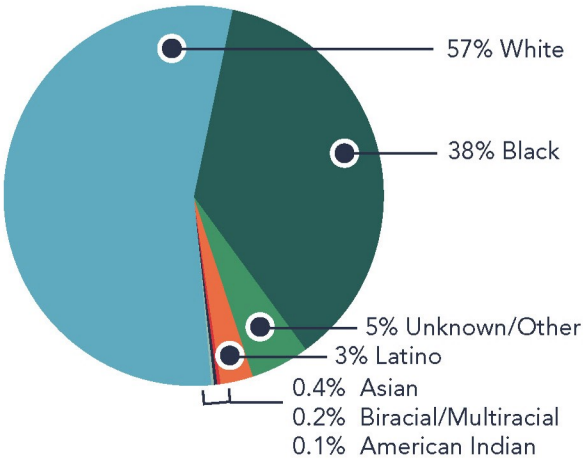

Just over half of registered voters in Greene County are white, while about four in ten are black.

Voters by Party

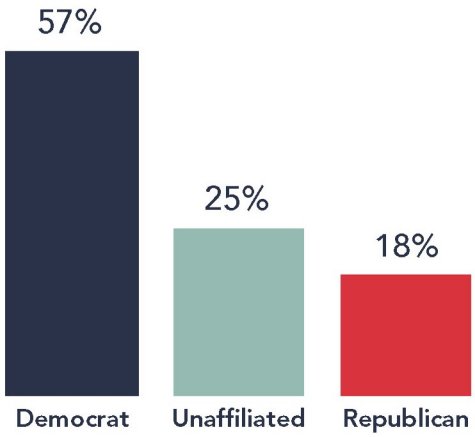

A growing share of Greene voters, 25% are not affiliated with any political party, up from 20% in 2014 and 16% in 2010.

How Did Greene County Vote in 2016?

In 2016, 71% of all registered Green County voters cast ballots – compared to 69% statewide. The majority of 2016 Greene voters, **55%**, used Early Voting to cast their ballots.

2016 Early Voters

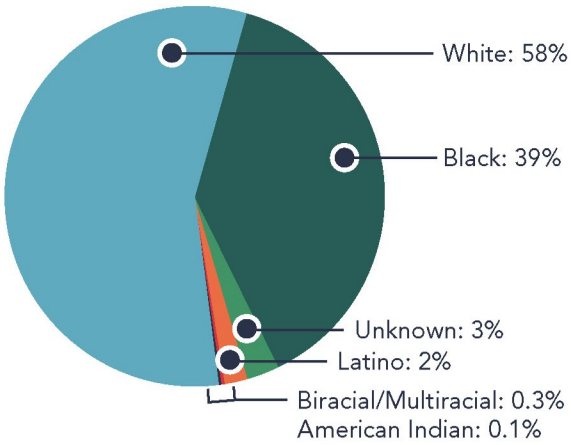

Early Voting: Early Voting was especially important for black voters in Greene County, 61% of whom voted early in 2016.

2016 Voting Methods

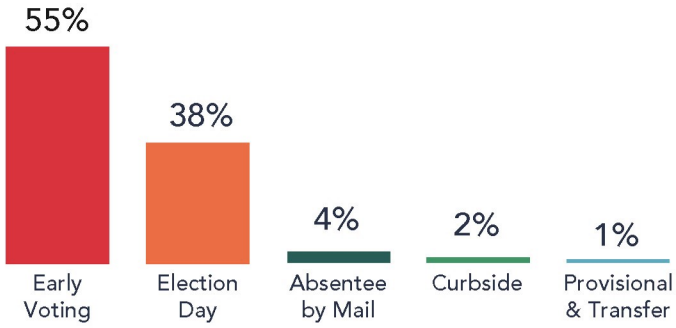

Absentee Mail-In Voting: In Greene County, black voters disproportionately used mail-in absentee voting. In the 2016 General, black voters made up 35% of voters, but cast 77% of the mail-in absentee ballots. Contrary to common misconception, mail-in absentee ballots are counted. Eighty-nine percent of the ballots requested were returned (378 of 423), and 92% of the ballots that were returned by voters were counted (346 of 378). The remaining returned ballots were filled out incorrectly or returned too late.

Provisional Voting: In 2016, of the 138 provisional ballots cast in Greene, 42 ballots, or 30% counted in whole or in part. Most of the provisional ballots that were not counted were cast because the poll worker could not find the voter's record of registration—but even when provisional ballots do not count, they can register a voter for the next election. Provisional voting was especially important for Asian voters, who made up 0.2% of 2016 Greene voters, but 22% of provisional voters.

Reason for Provisional Ballot	# of Votes Cast	# of Votes Counted	% of Votes Counted
Incorrect Precinct	2	2	100%
Voter Already Voted	1	1	100%
Previously Removed	8	6	75%
Unreported Move	12	6	50%
No Record of Registration	105	27	26%
No Acceptable ID	10	0	0%

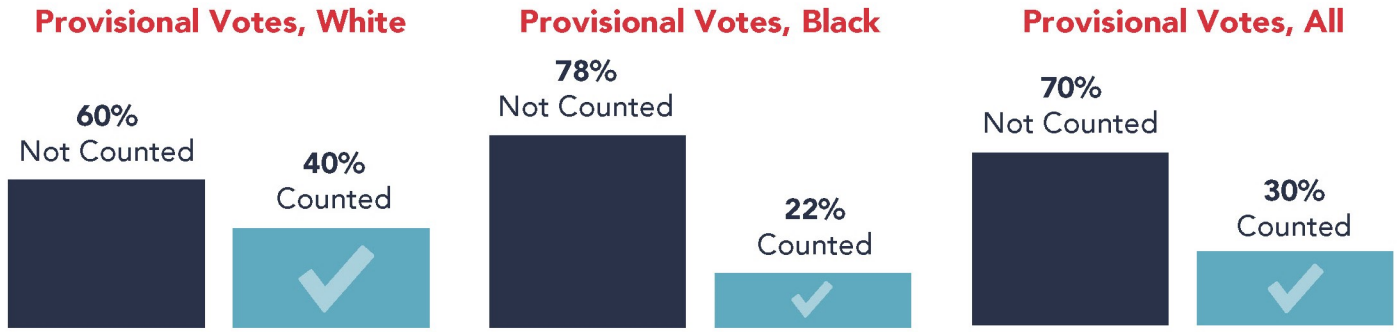

What's on the Ballot in 2018?

Greene County will have important elections up and down the ballot in 2018, from Congress to the General Assembly to the school board. Here are some of the races that Greene voters will see on this year's ballot:

- US House of Representatives
- State Supreme Court
- State House of Representatives
- State Senate
- County Commissioner
- District Attorney
- Clerk of Superior Court
- Sheriff
- County Board of Education

To learn more about elections in Greene County, voters can contact the Greene County Board of Elections at GREENE.boe@ncsbe.gov or 252-747-5921.

The analysis above is based on resources obtained from the North Carolina State Board of Elections and Ethics Enforcement. More information is available at www.ncsbe.gov or upon request to info@democracync.org.

Please note that since race is categorized separately from ethnicity, percentages of voters by race and ethnicity may not add up to 100%.

democracy NORTH CAROLINA
Of, by and for the people

democracync.org
1-888-OUR-VOTE