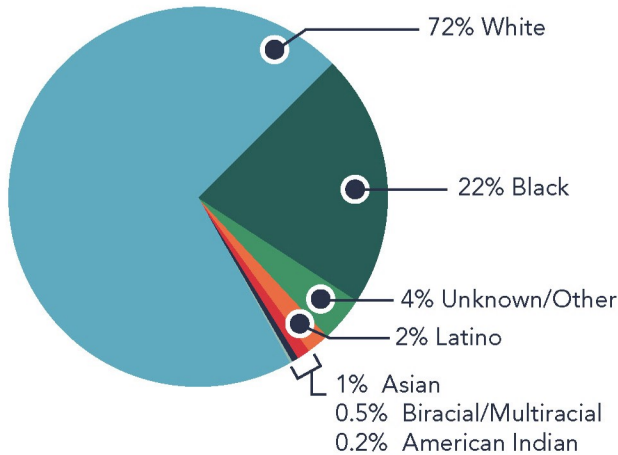


# Local Democracy Profile - Craven County

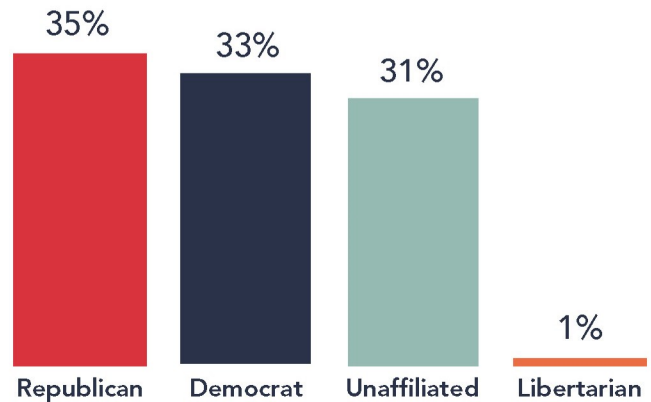
As of June 2018, Craven County had over **68,700 registered voters**, making up about **1% of all registered voters in North Carolina**.

## Voters by Race & Ethnicity



Most Craven county voters are white, but approximately a fourth are people of color.

## Voters by Party

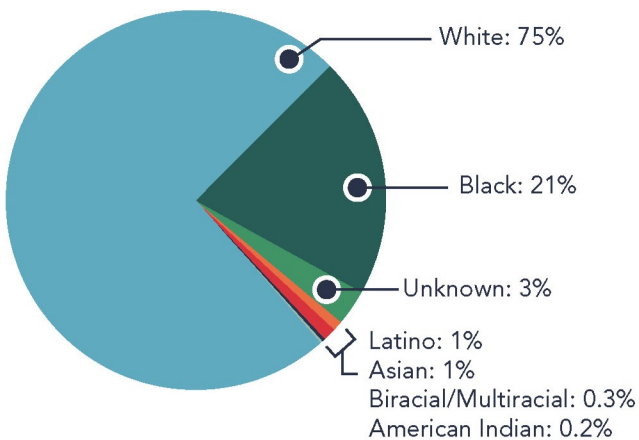


A growing share of Craven voters, 31%, are not affiliated with any political party, up from 28% in 2014 and 24% in 2010.

## How Did Craven County Vote in 2016?

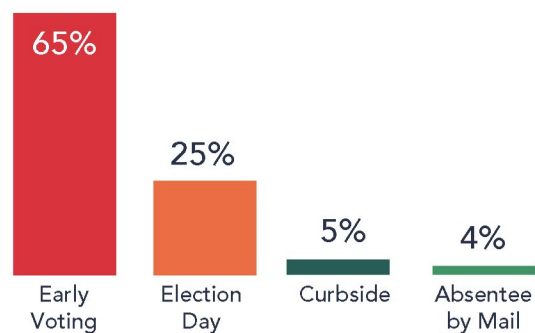
In 2016, 66% of all registered Craven County voters cast ballots – compared to 69% statewide. The majority of 2016 Craven voters, 65%, used Early Voting to cast their ballots.

### 2016 Early Voters



**Early Voting:** Early Voting was especially important for Asian voters in Craven County, 73% of whom voted early.

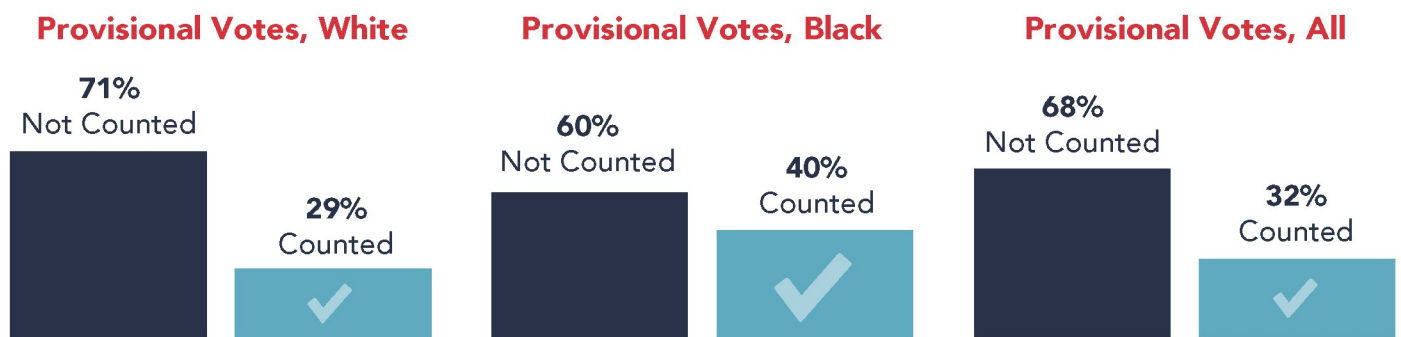
### 2016 Voting Methods



**Absentee Mail-In Voting:** White voters disproportionately used mail-in absentee voting. For the 2016 General, white voters made up 74% of the electorate, but cast 80% of the mail-in absentee ballots. Contrary to common misconception, mail-in absentee ballots are counted. In 2016, 88% of the ballots requested were returned (2,334 of 2,649), and 91% of the ballots that were returned by voters were counted (2,124 of 2,334). The remaining returned ballots were filled out incorrectly or returned too late.

**Provisional Voting:** In 2016, of the 645 provisional ballots cast in Craven, 207 ballots, or 32% counted in whole or in part. Most of the provisional ballots that were not counted were cast because the poll worker could not find the voter’s record of registration—but even when provisional ballots do not count, they can register a voter for the next election. Provisional voting was especially important for black voters, who made up 21% of 2016 Craven voters, but 32% of provisional voters.

Reason for Provisional Ballot	# of Votes Cast	# of Votes Counted	% of Votes Counted
Incorrect Precinct	76	76	100%
Jurisdiction Dispute	1	1	100%
Nonreasonable Resemblance	1	1	100%
Previously Removed	1	1	100%
Unrecognized Address	2	2	100%
Unreported Move	37	37	100%
Voter Already Voted	4	3	75%
No Acceptable ID	3	1	33%
No Record of Registration	520	85	16%



## What’s on the Ballot in 2018?

Craven County will have important elections up and down the ballot in 2018, from Congress to the General Assembly to county officials. Here are some of the races that Craven voters will see on this year’s ballot:

- US House of Representatives
- State Supreme Court
- State House of Representatives
- State Senate
- Clerk of Superior Court
- District Attorney
- County Commissioner
- Sheriff

To learn more about elections in Craven County, voters can contact the Craven County Board of Elections at [cravenboe@cravencountync.gov](mailto:cravenboe@cravencountync.gov) or 252-636-6610.

*The analysis above is based on resources obtained from the North Carolina State Board of Elections and Ethics Enforcement. More information is available at [www.ncsbe.gov](http://www.ncsbe.gov) or upon request to [info@democracync.org](mailto:info@democracync.org).*

*Please note that since race is categorized separately from ethnicity, percentages of voters by race and ethnicity may not add up to 100%.*



**democracync.org**  
1-888-OUR-VOTE